



G560 LIGHTSYNC PC GAMING SPEAKERS

Recommended LIGHTSYNC Screen Sampler Settings for

Guild Wars 2

Below is the recommended settings for G560 LIGHTSYNC PC Gaming Speakers using the Screen Sampler feature of Logitech G LIGHTSYNC™ technology. To learn more on how to use the Screen Sampler feature, see video and guide [here](#).

Graphics Settings:

Monitor Resolution	1920 x 1080
Interface Size	Normal
Game Mode	Windowed Fullscreen

Configuration Notes:

The number next to the speaker lighting zone in parentheses () indicates the highlighted zone seen in the screenshot below.

Left Speaker:

Back (1)	Positioned away from the left side of the screen and shorter to avoid collision with the party & chat windows. This also concentrates sampling area to give more contrast around the horizon on screen.
Front (3)	Placed within the health globe to give warning of damage and low health. Is positioned carefully on the left side of the health text to avoid collision with it and energy meter.

Right Speaker:


Back (2)	Positioned away from the right side of the screen and shorter to avoid collision with the quest and events displays, as well as the mini map window and UI at the bottom of the screen. This also concentrates sampling area to give more contrast around the horizon on screen.
Front (4)	Placed within the health globe to give warning of damage and low health. Is positioned carefully on the right side of the health text to avoid collision with it and energy meter.

Suggested sampling areas:




Copyright © 2018 ArenaNet, LLC. www.arena.net


- Back (yellow)
 - Left Back (1)

	X 169	Width 73
	Y 372	Height 161


- Right Back (2)

	X 1529	Width 73
	Y 372	Height 161

- Front (orange)
 - Left Front (3)

	X 924	Width 9
	Y 983	Height 60

- Right Front (4)

	X 987	Width 9
	Y 983	Height 60